

90153



901530



NEW ZEALAND QUALIFICATIONS AUTHORITY
MANA TOHU MĀTAURANGA O AOTEAROA

For Supervisor's use only

Level 1 Mathematics, 2007

90153 Use geometric reasoning to solve problems

Credits: Two

9.30 am Tuesday 20 November 2007

Check that the National Student Number (NSN) on your admission slip is the same as the number at the top of this page.

You should answer ALL the questions in this booklet.

You should show ALL working.

If you need more space for any answer, use the page(s) provided at the back of this booklet and clearly number the question.

Check that this booklet has pages 2–8 in the correct order and that none of these pages is blank.

YOU MUST HAND THIS BOOKLET TO THE SUPERVISOR AT THE END OF THE EXAMINATION.

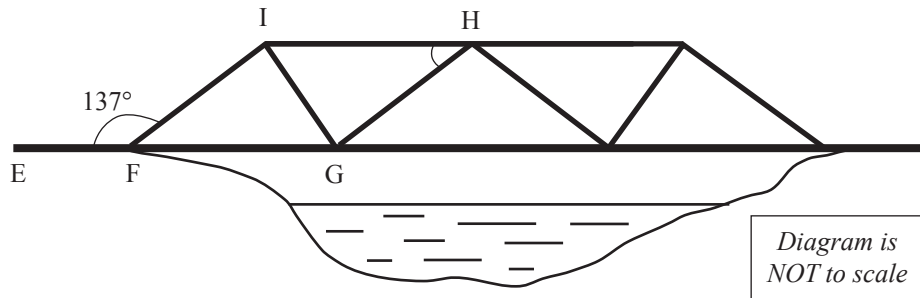
For Assessor's use only		Achievement Criteria	
Achievement		Achievement with Merit	Achievement with Excellence
Use geometric reasoning to solve problems.	<input type="checkbox"/>	Use, and state, geometric reasons in solving problems.	<input type="checkbox"/>
		Solve an extended geometrical problem.	<input type="checkbox"/>
Overall Level of Performance		<input type="checkbox"/>	

BUILDING BRIDGES

QUESTION ONE

Diagram is NOT to scale

- (b) This diagram shows the side view of a second bridge over the stream on Heta's farm.

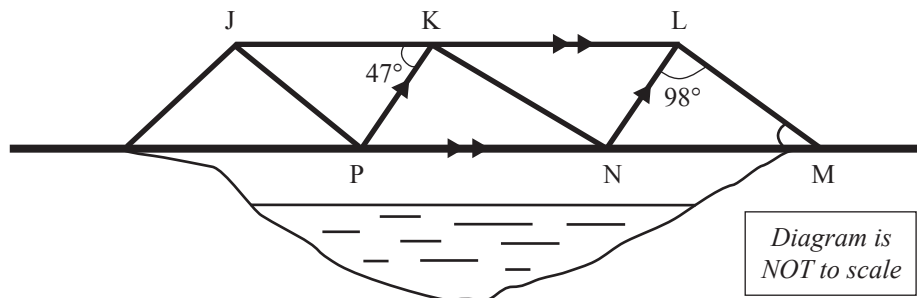


FGHI is a parallelogram.

Angle $\text{EFI} = 137^\circ$.

Calculate the size of angle GHI.

- (c) The diagram below shows the side view of a third bridge over the stream on Heta's farm.



JL is parallel to PM.

PK is parallel to NL.

Angle $\text{JKP} = 47^\circ$.

Angle $\text{NLM} = 98^\circ$.

Calculate the size of angle LMN.

Heta's grandchildren use sticks and bits of wire to make model bridges.

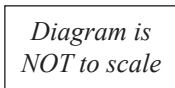
-
- Diagram is NOT to scale

Angle ROS = 80° .

You must give a geometric reason for each step leading to your answer.

[illegible]

- (b)



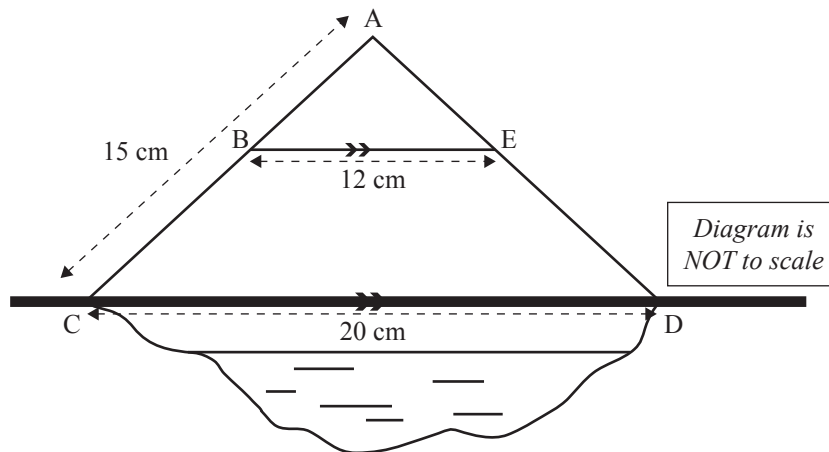
$$UX = XY.$$

Angle $VXW = 132^\circ$.

You must give a geometric reason for each step leading to your answer.

This image shows a blank sheet of white paper with horizontal ruling lines. The lines are evenly spaced and run across the width of the page. There are no margins, text, or other markings on the paper.

- (c) Tony's model bridge uses straight lines.
The diagram shows the side view of Tony's model bridge.



BCDE is an isosceles trapezium with CD parallel to BE.

AC = 15 cm.

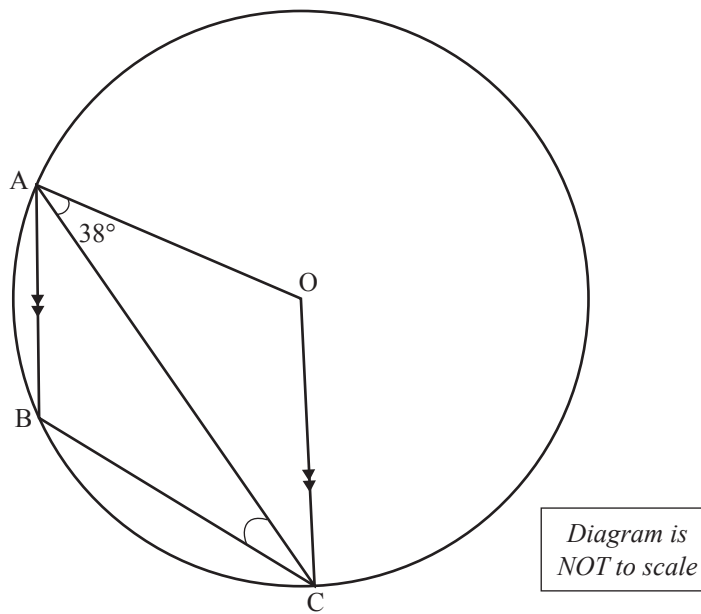
BE = 12 cm.

CD = 20 cm.

Calculate the length of DE.

You must give a geometric reason for each step leading to your answer.

QUESTION THREE

Assessor's
use only

A, B and C are points on the circumference of the circle, centre O.

AB is parallel to OC.

Angle CAO = 38° .

Calculate the size of angle ACB.

You must give a geometric reason for each step leading to your answer.

**Extra paper for continuation of answers if required.
Clearly number the question.**

Assessor's
use only

Question
number

90153